




VALVULAS ESFERA, BOLA, CHECK, BRIDADA


EN PVC Y CPVC, SCHD 40 Y SCHD 80




VALVULA PVC TECNOPLASTIC EPDM CEMENTAR

	CODIGO	Ø NOM. MM	Ø NOM. IN.	PRECIO LISTA M.L.
	4412005	1/2"	225 psi	515.83
4412007	3/4"	225 psi	523.34	
4412010	1"	225 psi	618.49	
4412012	1 1/4"	225 psi	756.21	
4412015	1 1/2"	225 psi	1,086.74	
4412020	2"	225 psi	1,424.78	
4412030	3"	142 psi	7,604.69	
4412040	4"	142 psi	9,915.89	


VALVULA PVC TECNOPLASTIC EPDM ROSCAR

	CODIGO	Ø NOM. MM	Ø NOM. IN.	PRECIO LISTA M.L.
	4432005	1/2"	225 psi	515.83
4432007	3/4"	225 psi	523.34	
4432010	1"	225 psi	618.49	
4432012	1 1/4"	225 psi	756.21	
4432015	1 1/2"	225 psi	1,086.74	
4432020	2"	225 psi	1,424.78	
4432030	3"	142 psi	7,604.69	
4432040	4"	142 psi	9,915.89	


VALVULA TAIWAN ECONOMICA EPDM CEMENTAR

	CODIGO	MEDIDA	A	PRECIO LISTA PZA.
	1005W	1/2"	235 psi	45.55
1007W	3/4"	235 psi	66.26	
1010W	1"	235 psi	98.01	
1012W	1 1/4"	235 psi	164.27	
1015W	1 1/2"	235 psi	227.77	
1020W	2"	235 psi	295.41	
1025W	2 1/2"	150 psi	1,180.26	
1030W	3"	150 psi	1,408.03	
1040W	4"	150 psi	2,211.43	
1060W	6"	150 psi	8,227.29	


VALVULA TAIWAN ECONOMICA EPDM ROSCAR

	CODIGO	MEDIDA	A	PRECIO LISTA PZA.
	1005G	1/2"	235 psi	45.55
1007G	3/4"	235 psi	66.26	
1010G	1"	235 psi	98.01	
1012G	1 1/4"	235 psi	164.27	
1015G	1 1/2"	235 psi	227.77	
1020G	2"	235 psi	295.41	
1025G	2 1/2"	150 psi	1,180.26	
1030G	3"	150 psi	1,408.03	
1040G	4"	150 psi	2,211.43	
1060G	6"	150 psi	8,227.29	

VALVULA SPEARS CEMENTAR

	CODIGO	MEDIDA	A	PRECIO LISTA PZA.
	24120054	1/2"	225 psi	515.83
24120070	3/4"	225 psi	523.34	
24120100	1"	225 psi	618.49	
24120126	1 1/4"	225 psi	756.21	
24120155	1 1/2"	225 psi	1,086.74	
24120202	2"	225 psi	1,424.78	
24120303	3"	142 psi	7,604.69	
24120405	4"	142 psi	9,915.89	

VALVULA SPEARS ROSCAR

	CODIGO	MEDIDA	A	PRECIO LISTA PZA.
	24110054	1/2"	225 psi	515.83
24110070	3/4"	225 psi	523.34	
24110100	1"	225 psi	618.49	
24110126	1 1/4"	225 psi	756.21	
24110155	1 1/2"	225 psi	1,086.74	
24110202	2"	225 psi	1,424.78	
24110303	3"	142 psi	7,604.69	
24110405	4"	142 psi	9,915.89	

A estos precios falta agregarles el % de IVA

Precios sujetos a cambios sin previo aviso

PVCVA




VALVULAS ESFERA, BOLA, CHECK, BRIDADA


EN PVC Y CPVC, SCHD 40 Y SCHD 80




VALVULA PVC COMPUERTA NDS CEMENTAR

	CODIGO	Ø NOM. MM	Ø NOM. IN.	PRECIO LISTA M.L.
	GVP005C	1/2"	235 psi	495.79
GVP007C	3/4"	235 psi	513.32	
GVP010C	1"	235 psi	626.00	
GVP012C	1 1/4"	235 psi	901.44	
GVP015C	1 1/2"	235 psi	946.52	
GVP020C	2"	235 psi	1,352.17	

VALVULA PVC COMPUERTA NDS ROSCAR

	CODIGO	Ø NOM. MM	Ø NOM. IN.	PRECIO LISTA M.L.
	GVP005R	1/2"	235 psi	495.79
GVP007R	3/4"	235 psi	513.32	
GVP010R	1"	235 psi	626.00	
GVP012R	1 1/4"	235 psi	901.44	
GVP015R	1 1/2"	235 psi	946.52	
GVP020R	2"	235 psi	1,352.17	


VALVULA PVC 150 psi EPDM ECONO CEMENTAR

	CODIGO	Ø NOM. MM	Ø NOM. IN.	PRECIO LISTA M.L.
	100580W	1/2"	150 psi	52.58
100780W	3/4"	150 psi	72.62	
101080W	1"	150 psi	112.68	
101280W	1 1/4"	150 psi	155.25	
101580W	1 1/2"	150 psi	190.30	
102080W	2"	150 psi	280.45	
103080W	3"	150 psi	1,492.39	
104080W	4"	150 psi	2,704.33	


VALVULA PVC 150 psi EPDM ECONO ROSCAR

	CODIGO	Ø NOM. MM	Ø NOM. IN.	PRECIO LISTA M.L.
	100580R	1/2"	150 psi	52.58
100780R	3/4"	150 psi	72.62	
101080R	1"	150 psi	112.68	
101280R	1 1/4"	150 psi	155.25	
101580R	1 1/2"	150 psi	190.30	
102080R	2"	150 psi	280.45	
103080R	3"	150 psi	1,492.39	
104080R	4"	150 psi	2,704.33	


VALVULA BOLA PVC TECNOPLASTIC DOBLE U CEMENT

	CODIGO	Ø NOM. MM	Ø NOM. IN.	PRECIO LISTA M.L.
	8412005	1/2"	225 psi	443.21
8412007	3/4"	225 psi	530.85	
8412010	1"	225 psi	821.32	
8412012	1 1/4"	225 psi	999.10	
8412015	1 1/2"	225 psi	1,121.80	
8412020	2"	225 psi	1,867.99	
8412030	3"	140 psi	8,188.12	
8412040	4"	140 psi	9,878.33	


VALVULA BOLA PVC TECNOPLASTIC DOBLE U ROSCAR

	CODIGO	Ø NOM. MM	Ø NOM. IN.	PRECIO LISTA M.L.
	8432005	1/2"	225 psi	443.21
8432007	3/4"	225 psi	530.85	
8432010	1"	225 psi	821.32	
8432012	1 1/4"	225 psi	999.10	
8432015	1 1/2"	225 psi	1,121.80	
8432020	2"	225 psi	1,867.99	
8432030	3"	140 psi	8,188.12	
8432040	4"	140 psi	9,878.33	

VALVULA BOLA PVC "LD" ECO DOBLE U CEMENT/ ROSC

	CODIGO	Ø NOM. MM	Ø NOM. IN.	PRECIO LISTA M.L.
	2329005	1/2"	225 psi	285.46
2329007	3/4"	225 psi	390.63	
2329010	1"	225 psi	503.31	
2329012	1 1/4"	225 psi	763.72	
2329015	1 1/2"	225 psi	911.46	
2329020	2"	225 psi	1,076.73	

VALVULA BOLA PVC "LD" ECO DOBLE U CEMENT/ ROSC

	CODIGO	Ø NOM. MM	Ø NOM. IN.	PRECIO LISTA M.L.
	2329030	3"	140 psi	5,709.15
2329040	4"	140 psi	8,779.07	

A estos precios falta agregarles el % de IVA

Precios sujetos a cambios sin previo aviso

PVCVA




VALVULAS ESFERA, BOLA, CHECK, BRIDADA


EN PVC Y CPVC, SCHD 40 Y SCHD 80




VALVULA BOLA PVC ASAHI TIPO 21 EPDM

	CODIGO	Ø NOM. MM	Ø NOM. IN.	PRECIO LISTA M.L.
	cementar y roscar			
	AHAE05CR	1/2"	230 psi	1,325.84
	AHAE07CR	3/4"	230 psi	1,573.03
	AHAE10CR	1"	230 psi	1,844.94
	AHAE12CR	1 1/4"	230 psi	2,451.69
	AHAE15CR	1 1/2"	230 psi	3,038.20
	AHAE20CR	2"	230 psi	4,087.64
	cementar			
	AHAE25C	2 1/2"	230 psi	9,240.45
	AHAE30C	3"	230 psi	9,528.09
AHAE40C	4"	150 psi	16,786.52	
AHAE60C	6"	150 psi	39,876.40	
roscar				
AHAE25R	2 1/2"	230 psi	9,244.94	
AHAE30R	3"	230 psi	9,525.84	
AHAE40R	4"	150 psi	16,775.28	


VALVULA BOLA PVC ASAHI TIPO 21 VITON

	CODIGO	Ø NOM. MM	Ø NOM. IN.	PRECIO LISTA M.L.
	cementar y roscar			
	AHAV05CR	1/2"	230 psi	1,462.92
	AHAV07CR	3/4"	230 psi	1,831.46
	AHAV10CR	1"	230 psi	2,157.30
	AHAV12CR	1 1/4"	230 psi	2,910.11
	AHAV15CR	1 1/2"	230 psi	3,528.09
	AHAV20CR	2"	230 psi	4,629.21
	cementar			
	AHAV25C	2 1/2"	230 psi	10,910.11
	AHAV30C	3"	230 psi	11,516.85
AHAV40C	4"	150 psi	19,483.15	
AHAV60C	6"	150 psi	44,438.20	
roscar				
AHAV25R	2 1/2"	230 psi	10,901.12	
AHAV30R	3"	230 psi	11,505.62	
AHAV40R	4"	150 psi	19,483.15	


VALVULA BOLA PVC BRIDADA ASAHI TIPO 21 EPDM

	CODIGO	Ø NOM. MM	Ø NOM. IN.	PRECIO LISTA M.L.
	bridada			
	VBBE005	1/2"	230 psi	4,000.00
	VBBE007	3/4"	230 psi	4,494.38
	VBBE010	1"	230 psi	5,955.06
	VBBE012	1 1/4"	230 psi	9,573.03
	VBBE015	1 1/2"	230 psi	11,078.65
	VBBE020	2"	230 psi	15,820.22
	VBBE025	2 1/2"	230 psi	21,033.71
	VBBE030	3"	230 psi	28,404.49
	VBBE040	4"	150 psi	46,977.53
VBBE060	6"	150 psi	68,438.20	


VALVULA BOLA PVC BRIDADA ASAHI TIPO 21 VITON

	CODIGO	Ø NOM. MM	Ø NOM. IN.	PRECIO LISTA M.L.
	bridada			
	VBBV005	1/2"	230 psi	4,752.81
	VBBV007	3/4"	230 psi	5,078.65
	VBBV010	1"	230 psi	6,808.99
	VBBV012	1 1/4"	230 psi	11,146.07
	VBBV015	1 1/2"	230 psi	12,022.47
	VBBV020	2"	230 psi	16,898.88
	VBBV025	2 1/2"	230 psi	25,842.70
	VBBV030	3"	230 psi	32,471.91
	VBBV040	4"	150 psi	52,426.97
VBBV060	6"	150 psi	74,292.13	

VALVULA MARIPOSA BYB HAYWARD TIPO WAFER EPDM

	CODIGO	Ø NOM. MM	Ø NOM. IN.	PRECIO LISTA M.L.
	mariposa			
	10020H	2"	150 psi	3,488.09
	10025H	2 1/2"	150 psi	3,543.18
	10030H	3"	150 psi	3,956.34

VALVULA MARIPOSA BYB HAYWARD TIPO WAFER EPDM

	CODIGO	Ø NOM. MM	Ø NOM. IN.	PRECIO LISTA M.L.
	mariposa			
	10040H	4"	150 psi	4,256.82
	10060H	6"	150 psi	6,936.12
	10080H	8"	150 psi	9,640.45

A estos precios falta agregarles el % de IVA

Precios sujetos a cambios sin previo aviso

PVCVA




VALVULAS ESFERA, BOLA, CHECK, BRIDADA


EN PVC Y CPVC, SCHD 40 Y SCHD 80




VALVULA BOLA CPVC COMPACTA EPDM CEMENTAR

	CODIGO	Ø NOM. MM	Ø NOM. IN.	PRECIO LISTA M.L.
	2622005	1/2"	235 psi	1,083.15
2622007	3/4"	235 psi	1,593.26	
2622010	1"	235 psi	1,988.76	
2622012	1 1/4"	235 psi	3,786.52	
2622015	1 1/2"	235 psi	3,786.52	
2622020	2"	235 psi	5,022.47	


VALVULA BOLA CPVC COMPACTA EPDM ROSCAR

	CODIGO	Ø NOM. MM	Ø NOM. IN.	PRECIO LISTA M.L.
	2441005	1/2"	235 psi	1,083.15
2441007	3/4"	235 psi	1,593.26	
2441010	1"	235 psi	1,988.76	
2441012	1 1/4"	235 psi	3,786.52	
2441015	1 1/2"	235 psi	3,786.52	
2441020	2"	235 psi	5,022.47	


VALVULA BOLA CPVC "LD" ECO DOBLE U CEMENT/ ROSC

	CODIGO	Ø NOM. MM	Ø NOM. IN.	PRECIO LISTA M.L.
	2429005	1/2"	225 psi	831.33
2429007	3/4"	225 psi	1,116.79	
2429010	1"	225 psi	1,527.45	
2429012	1 1/4"	225 psi	2,253.61	
2429015	1 1/2"	225 psi	2,504.01	
2429020	2"	225 psi	3,505.62	


VALVULA CKECK CPVC COLUMPIO CEMENTAR NDS

	CODIGO	Ø NOM. MM	Ø NOM. IN.	PRECIO LISTA M.L.
	CPVC-1000	1"	125 psi	485.78
CPVC-1500	1 1/2"	125 psi	525.84	
CPVC-2000	2"	125 psi	801.28	
CPVC-3000	3"	125 psi	1,402.25	
CPVC-4000	4"	125 psi	2,003.21	

VALVULA BOLA CPVC ASAHI TIPO 21 EPDM

	CODIGO	Ø NOM. MM	Ø NOM. IN.	PRECIO LISTA M.L.
	cementar y roscar			
ASAE05CR	1/2"	230 psi	2,011.24	
ASAE07CR	3/4"	230 psi	2,496.63	
ASAE10CR	1"	230 psi	3,114.61	
ASAE12CR	1 1/4"	230 psi	4,314.61	
ASAE15CR	1 1/2"	230 psi	5,148.31	
ASAE20CR	2"	230 psi	7,047.19	
cementar				
ASAE25C	2 1/2"	230 psi	20,134.83	
ASAE30C	3"	230 psi	20,764.04	
ASAE40C	4"	150 psi	35,617.98	
ASAE60C	6"	150 psi	62,364.04	
roscar				
ASAE25R	2 1/2"	230 psi	20,123.60	
ASAE30R	3"	230 psi	20,764.04	
ASAE40R	4"	150 psi	35,617.98	

VALVULA BOLA CPVC ASAHI TIPO 21 VITON

	CODIGO	Ø NOM. MM	Ø NOM. IN.	PRECIO LISTA M.L.
	cementar y roscar			
ASAV05CR	1/2"	230 psi	2,204.49	
ASAV07CR	3/4"	230 psi	2,703.37	
ASAV10CR	1"	230 psi	3,384.27	
ASAV12CR	1 1/4"	230 psi	4,678.65	
ASAV15CR	1 1/2"	230 psi	5,611.24	
ASAV20CR	2"	230 psi	7,653.93	
cementar				
ASAV25C	2 1/2"	230 psi	21,991.01	
ASAV30C	3"	230 psi	22,739.33	
ASAV40C	4"	150 psi	38,979.78	
ASAV60C	6"	150 psi	71,833.71	
roscar				
ASAV25R	2 1/2"	230 psi	21,991.01	
ASAV30R	3"	230 psi	22,739.33	
ASAV40R	4"	150 psi	38,979.78	

A estos precios falta agregarles el % de IVA

Precios sujetos a cambios sin previo aviso

PVCVA




VALVULAS ESFERA, BOLA, CHECK, BRIDADA


EN PVC Y CPVC, SCHD 40 Y SCHD 80




VALVULA PVC CHECK COLUMIO CEMENTAR

	CODIGO	Ø NOM. MM	Ø NOM. IN.	PRECIO LISTA M.L.
	KSC-0500-S	1/2"	200 psi	435.70
KSC-0750-S	3/4"	200 psi	443.21	
KSC-1000-S	1"	200 psi	500.80	
KSC-1250-S	1 1/4"	200 psi	525.84	
KSC-1500-S	1 1/2"	200 psi	575.92	
KSC-2000-S	2"	200 psi	813.80	
KSC-3000-S	3"	200 psi	1,519.94	
KSC-4000-S	4"	200 psi	2,178.49	


VALVULA PVC CHECK COLUMIO ROSCAR

	CODIGO	Ø NOM. MM	Ø NOM. IN.	PRECIO LISTA M.L.
	KSC-0500-T	1/2"	125 psi	495.79
KSC-0750-T	3/4"	125 psi	500.80	
KSC-1000-T	1"	125 psi	563.40	
KSC-1250-T	1 1/4"	125 psi	626.00	
KSC-1500-T	1 1/2"	125 psi	1,039.17	
KSC-2000-T	2"	125 psi	1,752.81	
KSC-3000-T	3"	125 psi	0.00	
KSC-4000-T	4"	125 psi	0.00	


VALVULA PVC CHECK RESORTE CEMENTAR

	CODIGO	Ø NOM. MM	Ø NOM. IN.	PRECIO LISTA M.L.
	KC-0500-S	1/2"	125 psi	413.16
KC-0750-S	3/4"	125 psi	425.68	
KC-1000-S	1"	125 psi	613.48	
KC-1250-S	1 1/4"	125 psi	818.81	
KC-1500-S	1 1/2"	125 psi	876.40	
KC-2000-S	2"	125 psi	1,254.51	
KC-3000-S	3"	125 psi	5,654.06	


VALVULA PVC CHECK RESORTE ROSCAR

	CODIGO	Ø NOM. MM	Ø NOM. IN.	PRECIO LISTA M.L.
	KC-0500-T	1/2"	125 psi	413.16
KC-0750-T	3/4"	125 psi	425.68	
KC-1000-T	1"	125 psi	613.48	
KC-1250-T	1 1/4"	125 psi	818.81	
KC-1500-T	1 1/2"	125 psi	876.40	
KC-2000-T	2"	125 psi	1,254.51	
KC-3000-T	3"	125 psi	6,260.03	


VALVULA PVC CHECK COLUMIO TRANSPARENTE CEMEN

	CODIGO	Ø NOM. MM	Ø NOM. IN.	PRECIO LISTA M.L.
	KST-0500-S	1/2"	200 psi	1,252.01
KST-0750-S	3/4"	200 psi	1,289.57	
KST-1000-S	1"	200 psi	1,427.29	
KST-1250-S	1 1/4"	200 psi	1,477.37	
KST-1500-S	1 1/2"	200 psi	1,554.99	
KST-2000-S	2"	200 psi	2,343.76	
KST-3000-S	3"	200 psi	4,657.46	
KST-4000-S	4"	200 psi	6,272.55	


VALVULA PVC CHECK COLUMIO TRANSPARENTE ROSCA

	CODIGO	Ø NOM. MM	Ø NOM. IN.	PRECIO LISTA M.L.
	KST-0500-T	1/2"	125 psi	1,302.09
KST-0750-T	3/4"	125 psi	1,352.17	
KST-1000-T	1"	125 psi	1,502.41	
KST-1250-T	1 1/4"	125 psi	0.00	
KST-1500-T	1 1/2"	125 psi	1,627.61	
KST-2000-T	2"	125 psi	2,453.93	
KST-3000-T	3"	125 psi	0.00	
KST-4000-T	4"	125 psi	0.00	

VALVULA PVC CHECK RESORTE TRANSPARENTE CEMEN

	CODIGO	Ø NOM. MM	Ø NOM. IN.	PRECIO LISTA M.L.
	KCT-1000-S	1"	200 psi	1,427.29
KCT-1250-S	1 1/4"	200 psi	1,225.00	
KCT-1500-S	1 1/2"	200 psi	1,760.32	
KCT-2000-S	2"	200 psi	1,225.00	

VALVULA PVC CHECK PICHANCHA ROSCA

	CODIGO	Ø NOM. MM	Ø NOM. IN.	PRECIO LISTA M.L.
	KFV-1000-T	1"	200 psi	1,477.37
KFV-1250-T	1 1/4"	200 psi	1,225.00	
KFV-1500-T	1 1/2"	200 psi	2,043.27	
KFV-2000-T	2"	200 psi	1,225.00	

A estos precios falta agregarles el % de IVA

Precios sujetos a cambios sin previo aviso


PVCVA




VALVULAS ESFERA, BOLA, CHECK, BRIDADA EN PVC Y CPVC, SCHD 40 Y SCHD 80



COPLE COMPRESION PVC

	CODIGO	Ø NOM. MM	Ø NOM. IN.	PRECIO LISTA M.L.
	CPC-0500	1/2"	125 psi	120.19
CPC-0750	3/4"	125 psi	145.23	
CPC-1000	1"	125 psi	162.76	
CPC-1250	1 1/4"	125 psi	350.56	
CPC-1500	1 1/2"	125 psi	388.12	
CPC-2000	2"	125 psi	538.36	
CPC-2500	2 1/2"	125 psi	901.44	
CPC-3000	3"	125 psi	1,201.93	
CPC-4000	4"	125 psi	2,015.73	
CPC-6000	6"	125 psi	4,419.58	

COPLE EXTENSION PVC

	CODIGO	Ø NOM. MM	Ø NOM. IN.	PRECIO LISTA M.L.
	QF2-0500	1/2"	125 psi	225.36
QF2-0750	3/4"	125 psi	250.40	
QF2-1000	1"	125 psi	287.96	
QF2-1250	1 1/4"	125 psi	538.36	
QF2-1500	1 1/2"	125 psi	590.95	
QF2-2000	2"	125 psi	901.44	
QF2-2500	2 1/2"	125 psi	1,502.41	
QF2-3000	3"	125 psi	1,752.81	
QF2-4000	4"	125 psi	3,067.42	
QF2-6000	6"	125 psi	7,662.28	

A estos precios falta agregarles el % de IVA

Precios sujetos a cambios sin previo aviso

PVCVA