



TUBERIA Y CONEXIÓN SCHD 40 Y RD,S

Norma de Fabricacion ASTM D 1785 Tubo Schd 40 Ext Campana cementar

Norma de Fabricacion ASTM D 2241 Tubo Schd 40 Ext Campana cementar

Norma de Fabricacion ASTM D 2246 Conexion Schd 40 Ext Campana cementar



TUBERIA RD,S NACIONAL

CODIGO	TAMAÑO	PRECIO LISTA Mto.
RD 13.5		
2003022	13 1/2"	14.35
2003033	19 3/4"	22.75
2003045	25 1"	34.68
RD 21		
2003047	13 1/2"	14.15
2003049	19 3/4"	18.68
2003053	25 1"	23.65
RD 26		
2003054	25 1"	22.78
2003056	32 1 1/4"	30.37
2003068	38 1 1/2"	40.61
2003079	50 2"	61.02
2003081	60 2 1/2"	103.87
2003092	75 3"	131.04
2003102	100 4"	223.44
2003113	150 6"	482.16
2003120	200 8"	782.88
RD 32.5		
2003122	50 2"	45.93
2003124	63 2 1/2"	Cot.
2003126	75 3"	104.51
2003128	100 4"	171.36
2003130	150 6"	362.88
2003132	150 8"	Cot.
2003134	100 10"	Cot.
2003136	150 12"	Cot.
RD 41		
2003143	50 2"	42.34
2003149	60 2 1/2"	72.24
2003153	75 3"	92.40
2003159	100 4"	146.16
2003170	150 6"	322.56
2003183	200 8"	Cot.
2003185	250 10"	Cot.

TUBERIA RD,S IMPORTADO

CODIGO	TAMAÑO	PRECIO LISTA Mto.
RD 13.5		
6210507	13 1/2"	13.90
RD 21		
6210751	19 3/4"	17.21
6211004	25 1"	22.79
6211227	13 1 1/4"	36.13
6211543	19 1 1/2"	46.72
6212068	25 2"	73.05
RD 26		
6261252	32 1 1/4"	29.74
6261504	38 1 1/2"	39.89
6262033	50 2"	58.92
6262507	60 2 1/2"	Cot.
6263008	75 3"	132.31
6264004	100 4"	Cot.
6266025	150 6"	Cot.
6268071	200 8"	Cot.

TUBERIA SCHD 40 IMPORTACION

CODIGO	Ø NOM		PRECIO LISTA PZA.
	MM		
2011113	13	1/2"	124.44
2011159	19	3/4"	165.47
2011045	25	1"	242.74
2011056	31	1 1/4"	348.72
2011068	38	1 1/2"	403.42
2011079	50	2"	547.01
2011080	60	2 1/2"	977.78
2011081	75	3"	1,203.42
2011092	100	4"	1,661.54
2011136	160	6"	2,994.87
2011140	200	8"	4,991.45
2011150	250	10"	8,547.01
2011163	315	12"	11,623.93
2011176	355	14"	16,410.26
2011183	400	16"	21,606.84



TUBERIA Y CONEXIÓN SCHD 40 Y RD,S



Norma de Fabricacion ASTM D 1785 Tubo Schd 40 Ext Campana cementar


Norma de Fabricacion ASTM D 2241 Tubo Schd 40 Ext Campana cementar

Norma de Fabricacion ASTM D 2246 Conexion Schd 40 Ext Campana cementar

TUBERIA SCHD 40 NACIONAL


CODIGO	Ø NOM		PRECIO LISTA PZA.
	MM		
2011113N	13	1/2"	112.67
2011159N	19	3/4"	151.67
2011045N	25	1"	218.83
2011056N	31	1 1/4"	297.92
2011068N	38	1 1/2"	346.67
2011079N	50	2"	466.92
2011080N	60	2 1/2"	742.08
2011081N	75	3"	975.00
2011092N	100	4"	1,370.42
2011136N	160	6"	2,518.75
2011140N	200	8"	3,802.50
2011150N	250	10"	5,519.58
2011163N	315	12"	7,301.67
2011176N	355	14"	8,775.00
2011183N	400	16"	11,407.50

CODO 90° (CEM X CEM)




CODIGO	Ø NOM		PRECIO LISTA PZA.
	MM		
4060033	3/8"		37.78
4060056	1/2"		7.56
4060079	3/4"		8.56
4060101	1"		15.11
4060124	1 1/4"		26.67
4060159	1 1/2"		28.78
4060204	2"		45.11
4060252	2 1/2"		144.44
4060307	3"		164.22
4060400	4"		293.56
4060606	6"		933.33
4060802	8"		2,411.11
4061000	10"		9,055.56
4061206	12"		12,144.44
406140F	14"		11,388.89
406160F	16"		16,277.78

ADAPTADOR MACHO (CEM X R.M.)



CODIGO	Ø NOM		PRECIO LISTA PZA.
	MM		
4360035	3/8"		25.78
4360050	1/2"		6.78
4360073	3/4"		7.44
4360106	1"		13.56
4360129	1 1/4"		16.44
4360153	1 1/2"		22.11
4360209	2"		28.89
4360256	2 1/2"		89.67
4360302	3"		124.78
4360405	4"		159.22
4360601	6"		415.11
4360807	8"		1,888.89

ADAPTADOR HEMBRA (CEM X R.H.)



CODIGO	Ø NOM		PRECIO LISTA PZA.
	MM		
4350033	3/8"		27.56
4350057	1/2"		8.44
4350070	3/4"		10.78
4350103	1"		12.44
4350126	1 1/4"		19.33
4350150	1 1/2"		22.00
4350206	2"		29.56
4350253	2 1/2"		78.89
4350309	3"		100.56
4350402	4"		166.67
4350608	6"		613.89
4350804	8"		1,166.67



TUBERIA Y CONEXIÓN SCHD 40 Y RD,S



Norma de Fabricacion ASTM D 1785 Tubo Schd 40 Ext Campana cementar
Norma de Fabricacion ASTM D 2241 Tubo Schd 40 Ext Campana cementar
Norma de Fabricacion ASTM D 2246 Conexion Schd 40 Ext Campana cementar

COPE (CEM X CEM)



CODIGO	Ø NOM		PRECIO LISTA PZA.
	MM		
4290034	3/8"		13.56
4290058	1/2"		5.00
4290071	3/4"		6.89
4290103	1"		11.89
4290126	1 1/4"		16.67
4290151	1 1/2"		17.78
4290206	2"		26.78
4290254	2 1/2"		62.78
4290309	3"		93.33
4290402	4"		135.00
4290608	6"		427.78
4290804	8"		795.56
4291105	10"		2,317.67
429120	12"		4,617.78
429140F	14"		2,511.11
429160F	16"		2,833.33

CODO 45° (CEM X CEM)




CODIGO	Ø NOM		PRECIO LISTA PZA.
	MM		
4170031	3/8"		86.67
4170050	1/2"		12.44
4170073	3/4"		19.33
4170106	1"		23.22
4170129	1 1/4"		32.44
4170153	1 1/2"		40.56
4170209	2"		52.78
4170256	2 1/2"		144.78
4170302	3"		213.33
4170405	4"		382.22
4170601	6"		945.00
4170807	8"		2,277.78
4171004	10"		5,922.22
4171200	12"		8,766.67
417140F	14"		7,566.67
417160F	16"		9,988.89

TAPA (CEM)



CODIGO	Ø NOM		PRECIO LISTA PZA.
	MM		
4470033	3/8"		19.44
4470055	1/2"		6.89
4470078	3/4"		8.00
4470100	1"		12.56
4470123	1 1/4"		17.78
4470158	1 1/2"		19.44
4470203	2"		23.33
4470251	2 1/2"		77.78
4470306	3"		80.67
4470409	4"		183.33
4470605	6"		444.44
4470801	8"		1,111.11
4471009	10"		2,466.67
4471201	12"		3,588.89
4471407F	14"		4,500.00
4471604F	16"		5,388.89

TEE (CEM X CEM X CEM)



CODIGO	Ø NOM		PRECIO LISTA PZA.
	MM		
4010035	3/8"		29.44
4010051	1/2"		9.44
4010074	3/4"		10.89
4010106	1"		20.22
4010129	1 1/4"		31.44
4010154	1 1/2"		38.22
4010209	2"		55.56
4010257	2 1/2"		192.89
4010302	3"		244.44
4010405	4"		436.67
4010601	6"		1,466.67
4010807	8"		3,411.11
4011005	10"		11,277.78
4011201	12"		16,666.67
401140F	14"		18,311.11
401160F	16"		26,488.89



TUBERIA Y CONEXIÓN SCHD 40 Y RD,S



Norma de Fabricacion ASTM D 1785 Tubo Schd 40 Ext Campana cementar

Norma de Fabricacion ASTM D 2241 Tubo Schd 40 Ext Campana cementar

Norma de Fabricacion ASTM D 2246 Conexion Schd 40 Ext Campana cementar

CRUZ (CEM X CEM X CEM X CEM)

CODIGO	Ø NOM		PRECIO LISTA PZA.
	MM		
4200051	1/2"		32.22
4200074	3/4"		53.33
4200106	1"		66.11
4200129	1 1/4"		87.78
4200154	1 1/2"		99.44
4200209	2"		145.89
4200257	2 1/2"		310.00
4200302	3"		380.00
4200405	4"		562.56
4200601	6"		7,933.33
4200807	8"		10,200.00
420100F	10"		12,344.44
420120F	12"		17,388.89
420140F	14"		30,944.44
420160F	16"		39,222.22

TUERCA UNION (CEM X CEM)

CODIGO	Ø NOM		PRECIO LISTA PZA.
	MM		
4570056	1/2"		81.22
4570079	3/4"		92.89
4570102	1"		95.00
4570125	1 1/4"		306.67
4570159	1 1/2"		320.00
4570205	2"		430.56
4570251	2 1/2"		634.44
4570303	3"		966.67
4570408	4"		1,300.00
4570607	6"		2,888.89

YEE (CEM X CEM X CEM)

CODIGO	Ø NOM		PRECIO LISTA PZA.
	MM		
4750052	1/2"		35.89
4750073	3/4"		56.67
4750100	1"		78.78
4750128	1 1/4"		121.11
4750159	1 1/2"		155.33
4750201	2"		466.67
4750301	3"		785.56
4750403	4"		1,483.33
4750605	6"		3,144.44
475080F	8"		5,055.56
475100F	10"		16,722.22
475120F	12"		19,055.56
475140F	14"		27,000.00

TAPON MACHO (CEM)

CODIGO	Ø NOM		PRECIO LISTA PZA.
	MM		
4490031	3/8"		20.44
4490058	1/2"		16.67
4490077	3/4"		19.44
4490100	1"		23.33
4490129	1 1/4"		31.11
4490154	1 1/2"		39.44
4490206	2"		48.89
4490252	2 1/2"		88.89
4490305	3"		110.56
4490400	4"		255.56

SILLETA (CEM X CEM)

CODIGO	Ø NOM		PRECIO LISTA PZA.
	MM		
463338	3" X 2"		372.96
463420	4" X 2"		497.78
463528	6" X 2"		746.67
463532	6" X 4"		858.52
463578	8" X 2"		1,113.46
463582	8" X 4"		1,111.11
463623	10" X 4"		1,296.30

CODO 90° C/SALIDA LATERAL (CEM X CEM X CEM)

CODIGO	Ø NOM		PRECIO LISTA PZA.
	MM		
4130055	1/2"		48.89
4130077	3/4"		66.67
4130101	1"		88.89
4130153	1 1/2"		100.00
4130209	2"		133.33



TUBERIA Y CONEXIÓN SCHD 40 Y RD,S



Norma de Fabricacion ASTM D 1785 Tubo Schd 40 Ext Campana cementar

Norma de Fabricacion ASTM D 2241 Tubo Schd 40 Ext Campana cementar

Norma de Fabricacion ASTM D 2246 Conexion Schd 40 Ext Campana cementar

REDUCCION BUSHING (CEM X CEM)

CODIGO	Ø NOM		PRECIO LISTA PZA.
	MM		
4370725	1/2" X 1/4"		14.22
4370731	1/2" X 3/8"		14.22
4371019	3/4" X 1/2"		8.33
4371306	1" X 1/2"		14.44
4371318	1" X 3/4"		14.44
4371664	1 1/4" X 1/2"		19.44
4371676	1 1/4" X 3/4"		19.44
4371687	1 1/4" X 1"		19.44
4372092	1 1/2" X 1/2"		20.56
4372102	1 1/2" X 3/4"		20.56
4372113	1 1/2" X 1"		20.56
4372125	1 1/2" X 1 1/4"		20.56
4372471	2" X 1/2"		33.89
4372483	2" X 3/4"		33.89
4372494	2" X 1"		33.89
4372504	2" X 1 1/4"		33.89
4372515	2" X 1 1/2"		33.89
4372873	2 1/2" X 1/2"		57.78
4372885	2 1/2" X 3/4"		57.78
4372896	2 1/2" X 1"		57.78
4372906	2 1/2" X 1 1/4"		57.78
4372917	2 1/2" X 1 1/2"		57.78
4372929	2 1/2" X 2"		57.78
4373345	3" X 3/4"		80.00
4373357	3" X 1"		80.00
4373368	3" X 1 1/4"		80.00
4373370	3" X 1 1/2"		80.00
4373381	3" X 2"		80.00
4373393	3" X 2 1/2"		80.00
4374208	4" X 2"		178.33
4374219	4" X 2 1/2"		178.33
4374221	4" X 3"		178.33
4375281	6" X 2"		442.22
4375302	6" X 3"		442.22
4375325	6" X 4"		442.22
4375820	8" X 4"		1,544.44
4375855	8" X 6"		1,544.44

REDUCCION BUSHING (CEM X CEM)

CODIGO	Ø NOM		PRECIO LISTA PZA.
	MM		
4376265	10" X 6"		4,188.89
4376283	10" X 8"		4,188.89
4376662	12" X 6"		6,233.33
4376689	12" X 8"		6,233.33
4376701	12" X 10"		6,233.33
4376703	14" X 8"		8,088.89
4376706	14" X 10"		8,088.89
4376709	14" X 12"		8,088.89
4376712	16" X 10"		7,444.44
4376715	16" X 12"		7,444.44
4376722	16" X 14"		7,444.44

TEE REDUCCION AL CENTRO (CEM X CEM X CEM)

CODIGO	Ø NOM		PRECIO LISTA PZA.
	MM		
4010741	1/2" X 1/2" X 3/4"		20.00
4010753	1/2" X 1/2" X 1"		37.22
4011015	3/4" X 3/4" X 1/2"		12.44
4011027	3/4" X 3/4" X 1"		35.56
4011309	1" X 1" X 1/2"		35.56
4011312	1" X 1" X 3/4"		35.56
4011324	1" X 1" X 1 1/4"		35.56
4011326	1" X 1" X 1 1/2"		35.56
4011668	1 1/4" X 1 1/4" X 1/2"		63.00
4011670	1 1/4" X 1 1/4" X 3/4"		63.00
40116801	1 1/4" X 1 1/4" X 1"		63.00
4011693	1 1/4" X 1 1/4" X 1 1/2"		63.00
4011705	1 1/4" X 1 1/4" X 2"		63.00
4012097	1 1/2" X 1 1/2" X 1/2"		86.44
4012109	1 1/2" X 1 1/2" X 3/4"		86.44
4012112	1 1/2" X 1 1/2" X 1"		86.44
4012124	1 1/2" X 1 1/2" X 1 1/4"		86.44
4012136	1 1/2" X 1 1/2" X 2"		86.44
4012478	2" X 2" X 1/2"		122.22
4012480	2" X 2" X 3/4"		122.22
4012491	2" X 2" X 1"		122.22
4012503	2" X 2" X 1 1/4"		122.22
4012515	2" X 2" X 1 1/2"		122.22



TUBERIA Y CONEXIÓN SCHD 40 Y RD,S



Norma de Fabricacion ASTM D 1785 Tubo Schd 40 Ext Campana cementar

Norma de Fabricacion ASTM D 2241 Tubo Schd 40 Ext Campana cementar

Norma de Fabricacion ASTM D 2246 Conexion Schd 40 Ext Campana cementar

CODO 90° (CEMENTAR X R. HEMBRA)

CODIGO	Ø NOM		PRECIO LISTA PZA.
	MM		
4070059	1/2"		10.33
4070072	3/4"		12.22
4070104	1"		22.78
4070127	1 1/4"		37.44
4070152	1 1/2"		41.67
4070207	2"		107.22
4070255	2 1/2"		294.44
4070300	3"		397.00
4070403	4"		601.67

TEE REDUCCION AL CENTRO (CEM X CEM X CEM)

CODIGO	Ø NOM		PRECIO LISTA PZA.
	MM		
4013367	3" X 3"	X 1 1/4"	277.78
4013379	3" X 3"	X 1 1/2"	277.78
4013382	3" X 3"	X 2"	277.78
4013424	3" X 3"	X 4"	277.78
4014186	4" X 4"	X 1 1/4"	477.78
4014198	4" X 4"	X 1 1/2"	477.78
4014200	4" X 4"	X 2"	477.78
4014221	4" X 4"	X 3"	477.78
4015282	6" X 6"	X 2"	1,577.78
4015304	6" X 6"	X 3"	1,577.78
4015326	6" X 6"	X 4"	1,577.78
4015808	8" X 8"	X 3"	1,577.78
4015820	8" X 8"	X 4"	3,555.56
4015851	8" X 8"	X 6"	3,555.56
4015960	10" X 10"	X 8"	10,100.00
4015964	12" X 12"	X 10"	14,444.44

TEE C/ R. H. AL CENTRO (CEM. X R.H. X CEM.)

CODIGO	Ø NOM		PRECIO LISTA PZA.
	MM		
4020033	3/8"		32.56
4020054	1/2"		14.00
4020077	3/4"		21.44
4020109	1"		39.67
4020122	1 1/4"		63.11
4020157	1 1/2"		82.00
4020202	2"		104.00
4020250	2 1/2"		355.56
4020305	3"		403.33
4020408	4"		616.67

SILLETA (CEM. X R. HEMBRA)

CODIGO	Ø NOM		PRECIO LISTA PZA.
	MM		
464337	3" X 1 1/2"		345.68
464419	4" X 1 1/2"		456.79
464532	6" X 4"		864.20
464582	8" X 4"		1,111.11
464623	10" X 4"		1,296.30

TEE TRANSICION (CEM X POLIETILENO)

CODIGO	Ø NOM		PRECIO LISTA PZA.
	MM		
1102007	3/4"		41.85
1102139	1" X 1/2"		46.91
1102248	2" X 3/4"		66.05

CODO 90° C/SAL LATERAL (CEM X R. HEMBRA)

CODIGO	Ø NOM		PRECIO LISTA PZA.
	MM		
4140054	1/2"		50.00
4140076	3/4"		76.67
4141011	3/4" X 3/4"	1/2"	64.44
4141303	1" X 1"	X 1/2"	84.44

YEE REDUCIDA (CEM X CEM X CEM)

CODIGO	Ø NOM		PRECIO LISTA PZA.
	MM		
4751311	1" X 3/4"		141.11
4752115	1 1/2" X 1"		227.78
4752518	2" X 1 1/2"		466.67
4754202	4" X 2"		1,555.56
4755320	6" X 4"		3,666.67
475585F	8" X 6"		7,222.22



TUBERIA Y CONEXIÓN SCHD 40 Y RD,S



Norma de Fabricacion ASTM D 1785 Tubo Schd 40 Ext Campana cementar

Norma de Fabricacion ASTM D 2241 Tubo Schd 40 Ext Campana cementar

Norma de Fabricacion ASTM D 2246 Conexion Schd 40 Ext Campana cementar

TEE RED. C/ ROSCA HEMBRA AL CENTRO (CEM X R.H. X CE REDUCCION BUSHING (CEM X R. HEMBRA)

CODIGO	Ø NOM		PRECIO LISTA PZA.
	MM		
4020728	1/2" X 1/4" X 1/2"		30.00
4020740	1/2" X 3/4" X 1/2"		30.00
4021019	3/4" X 1/2" X 3/4"		20.78
4021307	1" X 1/2" X 1"		40.00
4021318	1" X 3/4" X 1"		40.00
4021665	1 1/4" X 1/2" X 1 1/4"		66.11
4021676	1 1/4" X 3/4" X 1 1/4"		66.11
4021688	1 1/4" X 1" X 1 1/4"		66.11
4022093	1 1/2" X 1/2" X 1 1/2"		82.22
4022102	1 1/2" X 3/4" X 1 1/2"		82.22
4022114	1/2" X 1" X 1 1/2"		82.22
4022125	1 1/2" X 1 1/2" X 1 1/4"		82.22
4022472	2" X 1/2" X 2"		103.33
4022483	2" X 3/4" X 2"		103.33
4022495	2" X 1" X 2"		103.33
4022504	2" X 1 1/4" X 2"		103.33
4022516	2" X 1 1/2" X 2"		103.33
4023331	3" X 1/2" X 3"		322.22
4023343	3" X 3/4" X 3"		322.22
4023355	3" X 1" X 3"		322.22
4023367	3" X 1 1/4" X 3"		322.22
4023379	3" X 1 1/2" X 3"		322.22
4023380	3" X 2" X 3"		322.22
4024173	4" X 1" X 4"		544.44
4024195	4" X 1 1/2" X 4"		544.44
4024207	4" X 2" X 4"		544.44
4024229	4" X 3" X 4"		544.44
4025280	6" X 2" X 6"		1,833.33
4025302	6" X 3" X 6"		1,833.33
4025324	6" X 4" X 6"		1,833.33
4025806	8" X 3" X 8"		3,944.44
4025828	8" X 4" X 8"		3,944.44

CODIGO	Ø NOM		PRECIO LISTA PZA.
	MM		
4380711	1/2" X 1/8"		18.33
4380723	1/2" X 1/4"		18.33
4380735	1/2" X 3/8"		18.33
4380987	3/4" X 1/4"		18.33
4381012	3/4" X 1/2"		13.89
4381299	1" X 3/8"		22.78
4381309	1" X 1/2"		22.78
4381311	1" X 3/4"		22.78
4381667	1 1/4" X 1/2"		34.44
4381679	1 1/4" X 3/4"		34.44
4381680	1 1/4" X 1"		34.44
4382070	1 1/2" X 1/4"		39.56
4382095	1 1/2" X 1/2"		39.56
4382105	1 1/2" X 3/4"		39.56
4382116	1 1/2" X 1"		39.56
4382128	1 1/2" X 1 1/4"		39.56
4382452	2" X 1/4"		53.11
4382474	2" X 1/2"		53.11
4382486	2" X 3/4"		53.11
4382497	2" X 1"		53.11
4382507	2" X 1 1/4"		53.11
4382518	2" X 1 1/2"		53.11
4382894	2 1/2" X 1"		85.56
4382906	2 1/2" X 1 1/4"		85.56
4382918	2 1/2" X 1 1/2"		85.56
4382920	2 1/2" X 2"		85.56
4383350	3" X 1"		88.33
4383361	3" X 1 1/4"		88.33
4383373	3" X 1 1/2"		88.33
4383384	3" X 2"		88.33
4383391	3" X 2 1/2"		88.33
4384201	4" X 2"		197.78
4384212	4" X 2 1/2"		197.78
4384223	4" X 3"		197.78
4385284	6" X 2"		722.22
4385305	6" X 3"		722.22
4385328	6" X 4"		722.22



TUBERIA Y CONEXIÓN SCHD 40 Y RD,S



Norma de Fabricacion ASTM D 1785 Tubo Schd 40 Ext Campana cementar

Norma de Fabricacion ASTM D 2241 Tubo Schd 40 Ext Campana cementar

Norma de Fabricacion ASTM D 2246 Conexion Schd 40 Ext Campana cementar

RED BUSHING TODA ROSCA (R.H. X R.M.)

CODIGO	Ø NOM		PRECIO LISTA PZA.
	MM		
4390520	3/8" X 1/4"		40.00
4390722	1/2" X 1/4"		40.00
4390734	1/2" X 3/8"		40.00
4390986	3/4" X 1/4"		40.00
4390998	3/4" X 3/8"		40.00
439101	3/4" X 1/2"		24.44
4391303	1" X 1/2"		34.44
4391315	1" X 3/4"		34.44
4391667	1 1/4" X 1/2"		51.67
4391679	1 1/4" X 3/4"		51.67
4391680	1 1/4" X 1"		51.67
4392092	1 1/2" X 1/2"		62.22
4392104	1 1/2" X 3/4"		62.22
4392116	1 1/2" X 1"		62.22
4392128	1 1/2" X 1 1/4"		62.22
4392491	2" X 1"		66.11
4392503	2" X 1 1/4"		66.11
4392515	2" X 1 1/2"		66.11
4392927	2 1/2" X 2"		261.11
4393389	3" X 2"		272.22
4393390	3" X 2 1/2"		272.22

TAPA ROSCA HEMBRA (R.H.)

CODIGO	Ø NOM		PRECIO LISTA PZA.
	MM		
4480032	3/8"		28.89
4480058	1/2"		16.11
4480071	3/4"		18.33
4480103	1"		27.78
4480126	1 1/4"		32.89
4480151	1 1/2"		34.33
4480206	2"		61.11
4480257	2 1/2"		100.00
4480309	3"		117.78
4480402	4"		205.56
4480604	6"		486.67

TAPON ROSCA MACHO (R.M.)

CODIGO	Ø NOM		PRECIO LISTA PZA.
	MM		
4500033	3/8"		24.78
4500055	1/2"		22.78
4500078	3/4"		24.78
4500101	1"		40.00
4500124	1 1/4"		43.33
4500158	1 1/2"		45.56
4500204	2"		58.33
4500252	2 1/2"		100.00
4500307	3"		122.22
4500400	4"		277.78

CODO 90° TODO ROSCA (R.H. X R.H.)

CODIGO	Ø NOM		PRECIO LISTA PZA.
	MM		
4080052	1/2"		19.78
4080075	3/4"		29.78
4080107	1"		64.00
4080120	1 1/4"		68.89
4080155	1 1/2"		86.67
4080200	2"		132.22

TUERCA UNION ROSCADA (R.H. X R.H.)

CODIGO	Ø NOM		PRECIO LISTA PZA.
	MM		
4580051	1/2"		101.11
4580073	3/4"		171.11
4580105	1"		233.33
4580127	1 1/4"		395.56
4580159	1 1/2"		405.56
4580202	2"		497.78
4580205	2 1/2"		811.11
4580300	3"		1,121.11
4580400	4"		1,510.00

COPEL TODA ROSCA (R.H. X R.H.)

CODIGO	Ø NOM		PRECIO LISTA PZA.
	MM		
4300054	1/2"		11.11
4300079	3/4"		21.11
4300106	1"		27.33



TUBERIA Y CONEXIÓN SCHD 40 Y RD,S




Norma de Fabricacion ASTM D 1785 Tubo Schd 40 Ext Campana cementar


Norma de Fabricacion ASTM D 2241 Tubo Schd 40 Ext Campana cementar

Norma de Fabricacion ASTM D 2246 Conexion Schd 40 Ext Campana cementar

TEE TODA ROSCA (R.H. X R.H. X R.H.)

	Ø NOM		PRECIO LISTA PZA.
	CODIGO	MM	
	4050053	1/2"	38.33
	4050076	3/4"	60.00
	4050108	1"	83.33
	4050121	1 1/4"	115.00
	4050156	1 1/2"	118.89
	4050201	2"	157.78

CODO 90° ROSCA MACHO Y ROSCA HEMBRA

	Ø NOM		PRECIO LISTA PZA.
	CODIGO	MM	
	4120052	1/2"	24.44
	4120074	3/4"	30.00
	4120106	1"	51.67
	4120128	1 1/4"	64.44
	4120150	1 1/2"	70.00
	4120201	2"	132.22