





## CONEXIÓN HIDRAULICA SCHD 40 NDS




### COPELE COMPRESION

	CODIGO	Ø NOM. MM		PRECIO LISTA PZA.
	CPC-0500	13	1/2"	
CPC-0750	19	3/4"		108.18
CPC-1000	25	1"		116.50
CPC-1250	32	1 1/4"		220.07
CPC-1500	38	1 1/2"		274.63
CPC-2000	50	2"		395.75
CPC-2500	60	2 1/2"		611.20
CPC-3000	75	3"		785.96
CPC-4000	100	4"		1,276.02
CPC-6000	150	6"		2,688.89


### COPELE EXTENSION

	CODIGO	Ø NOM. MM		PRECIO LISTA PZA.
	QF2-0500	13	1/2"	
QF2-0750	19	3/4"		182.42
QF2-1000	25	1"		211.06
QF2-1250	32	1 1/4"		397.27
QF2-1500	38	1 1/2"		435.39
QF2-2000	50	2"		665.64
QF2-2500	60	2 1/2"		1,033.48
QF2-3000	75	3"		1,292.38
QF2-4000	100	4"		2,258.83
QF2-6000	150	6"		5,647.63


### COPELE PRO-SPAN, 200 PSI REPARACION EXTENSION

	CODIGO	Ø NOM. MM		PRECIO LISTA PZA.
	CPS-0500	13	1/2"	
CPS-0750	19	3/4"		248.83
CPS-1000	25	1"		262.84
CPS-1250	32	1 1/4"		284.73
CPS-1500	38	1 1/2"		333.33
CPS-2000	50	2"		396.17
CPS-2500	60	2 1/2"		610.19
CPS-3000	75	3"		763.19
CPS-4000	100	4"		2,811.81


### TEE COMPRESION X CEMENTAR

	CODIGO	Ø NOM. MM		PRECIO LISTA PZA.
	TCC-0500	13	1/2"	
TCC-0750	19	3/4"		251.18
TCC-1000	25	1"		331.79
TCC-1250	32	1 1/4"		419.98
TCC-1500	38	1 1/2"		481.69
TCC-2000	50	2"		686.58

### TEE COMPRESION X ROSCAR

	CODIGO	Ø NOM. MM		PRECIO LISTA PZA.
	TCR-0500	13	1/2"	
TCR-0750	19	3/4"		251.47
TCR-1000	25	1"		331.79
TCR-1250	32	1 1/4"		419.98
TCR-1500	38	1 1/2"		481.69
TCR-2000	50	2"		686.58

### ADAPTADOR COMPRESION X R.MACHO

	CODIGO	Ø NOM. MM		PRECIO LISTA PZA.
	ACM-0500	13	1/2"	
ACM-0750	19	3/4"		141.16
ACM-1000	25	1"		164.44
ACM-1250	32	1 1/4"		193.56
ACM-1500	38	1 1/2"		229.96
ACM-2000	50	2"		322.19

### LLAVES STRAP

	CODIGO	Ø NOM. MM		PRECIO LISTA PZA.
	STRAP04		1/2" X 4"	
STRAP06		1/2" X 6"		1,333.66